

Law School: What It Takes & How to Get There

Nicholas D. Conway

San Francisco State University

March 11, 2019

Basics on Law School Application Process

- We'll talk today about the basic processes for looking at law school.
- I will give an honest assessment. No sugarcoating; just the facts!
- Keep in mind that this is a *process*; you don't eat the elephant in one bite.
- In other words. . .

Don't Freak Out!

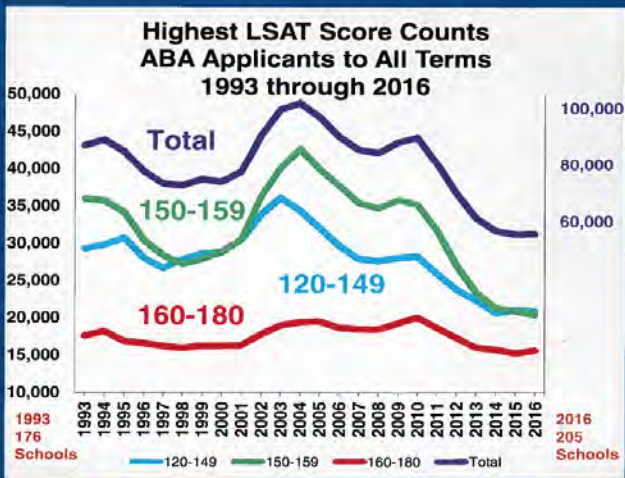


What Does the Law School Market Look Like?

- Before we go into the processes for applying to law school, I want to show you the factual reality of what the law school application market looks like.
- You need to understand how supply and demand impacts the assessments made by law schools in their admissions process.
- Law schools are no different than any other school or industry; macro-economic conditions impact funding, which impacts admissions *and* scholarship considerations.
- Let's take a look at some data first. . .

APPLICANTS BY LSAT SCORE BANDS

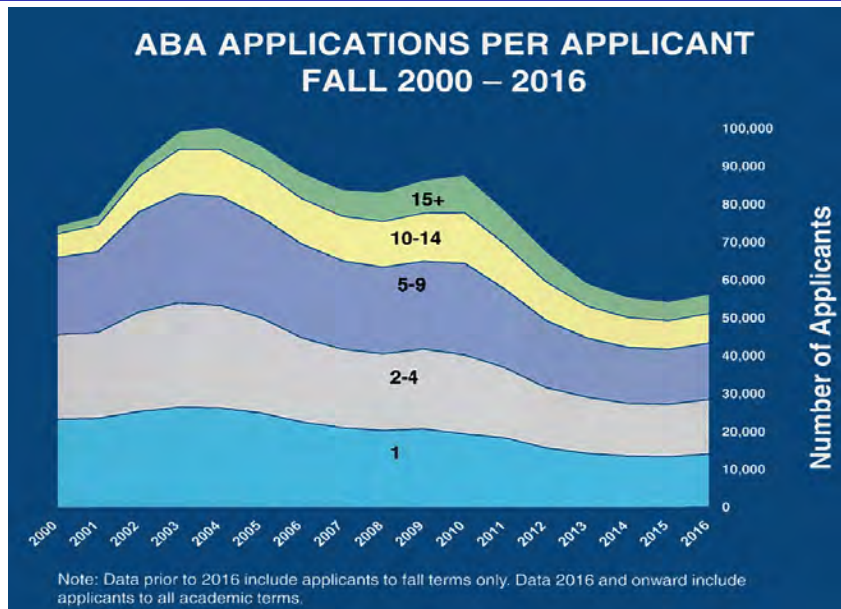
LSAT Score Group Count



LSAT Total Count

Academic Class Year

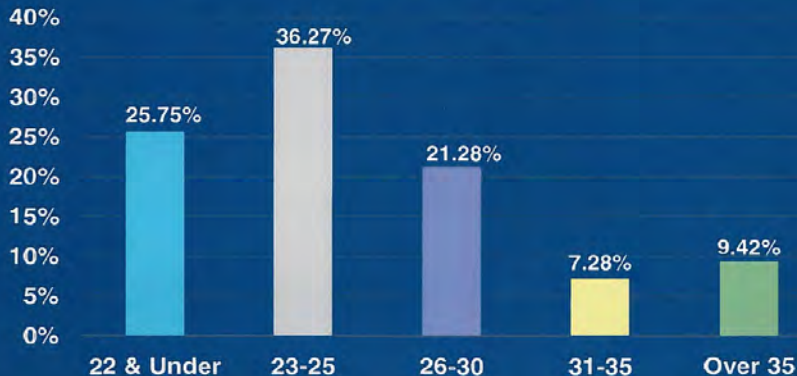
Applicants: Number of Applications



Applicants: Age

% OF TOTAL ABA APPLICANTS BY AGE GROUPS ALL TERMS 2016

PRELIMINARY END-OF-YEAR APPLICANT VOLUMES



Note: Beginning academic year 2016, applicant counts include applicants to all academic terms and exclude deferrals

ABA APPLICANTS BY SEX

% of Total Applicant Population
Fall 2012 – Fall 2016

Sex	2011	2012	2013	2014	2015	2016
Female	47.7	49.0	49.6	50.0	50.9	52.2
Male	51.4	50.9	50.3	50.0	49.0	47.4
Not Indicated	0.9	0.1	0.1	0.0	0.1	0.4

Note: Prior to 2016, applicant volumes included only applicants to fall academic terms and included deferrals

Basic Steps

- 1 Research Law Schools
- 2 Register with LSAC (and CAS)
- 3 Take LSAT
- 4 Do Fall of Application Tasks
- 5 Finalize List of Schools
- 6 Tailor Materials (as necessary)
- 7 Complete FAFSA
- 8 Await Decisions
- 9 Negotiate

Research Law Schools

- Look at rankings.
- Consider regional concerns.
- Consider location of school.
 - 1 Can you *live* there?
 - 2 Area feeds into legal market?
- Consider clinics.
- Can you get in?

<https://officialguide.lisac.org/release/ugpalsat/ugpalsat.aspx>

LSAT & GPA.

- Yeah, other stuff too...

Register for LSAT

- Remember deadlines (about 3 months out).
- Fee Waiver...?
- Accomodations request...?

Test Dates

2019–2020 LSAT DATES

Monday, June 3, 2019	12:30 p.m.
Monday, July 15, 2019	12:30 p.m.
Saturday, September 21, 2019	8:30 a.m.
Monday, October 28, 2019	12:30 p.m.
Monday, November 25, 2019	8:30 a.m.
Monday, January 13, 2020	12:30 p.m.
Saturday, February 22, 2020	8:30 a.m.
Monday, March 30, 2020	12:30 p.m.
Saturday, April 25, 2020	8:30 a.m.

Take LSAT

- Recommended: June/July.
- Re-do: September/October.
- Test Components:
 - ① Logical Reasoning.
 - ② Reading Comprehension.
 - ③ Logic Games.
 - ④ Writing Section.
- Changes coming:
 - ① Separate writing test (allegedly by June 2019).
 - ② Fully electronic LSAT (allegedly by September 2019).


- Study 4-6 months.
- Take a baseline test; do continual diagnostics to see which areas you're better/worse in.
- **Do a test review course.**
 - ① Kaplan
 - ② Power Score
 - ③ Fox
 - ④ Princeton Review
 - ⑤ Alpha Score
 - ⑥ Many, many others. . .

Fall of Application Year Stuff

- Send Transcript to LSAC.
- Get Letters of Recommendation.
 - 1 Typically need 2-3.
 - 2 Recommend 1-1 split (1 academic; 1 practical).
- Finalize resume.
- Write personal statement.
- Write addenda and supplemental essays:
 - Grade addendum.
 - LSAT addendum...?
- Apply (early is good).

Personal Statement

My Story

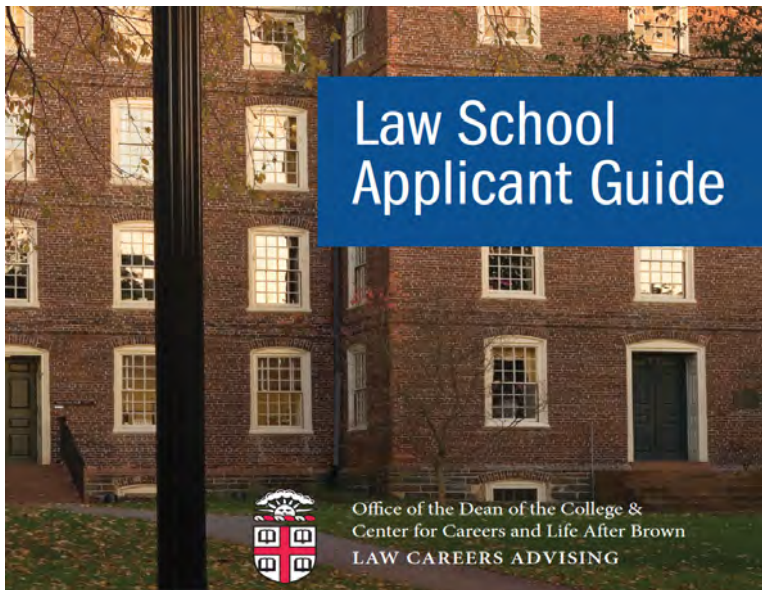


Accepted; Now What?

- Negotiate.
- How closely ranked are the schools?
- What's the worst that can happen?

The Law School Application Timeline

Task	Ideal Deadline	Drop-dead Deadline
<input type="checkbox"/> Study for the LSAT †	4-5 months prior to the test date	3 months prior to the test date
<input type="checkbox"/> Apply for LSAC † fee waiver, if needed	As soon as possible	As soon as possible
<input type="checkbox"/> Register for the LSAT	June test: by March Sept./Oct.: by June Dec.: by August	1 month prior to the test date
<input type="checkbox"/> Apply for LSAT accommodations, if needed	After LSAT registration	After LSAT registration
<input type="checkbox"/> Research law schools	Ongoing	Ongoing
<input type="checkbox"/> Register with the CAS A	August 1	October 1
<input type="checkbox"/> Send transcript(s) to the CAS	August 31	October 15
<input type="checkbox"/> Write resume	September 15	November 1
<input type="checkbox"/> Secure letters of recommendation	September 30	December 10
<input type="checkbox"/> Write personal statement	October 15	January 1
<input type="checkbox"/> Write addenda and supplemental essays	October 30	January 4
<input type="checkbox"/> Take the LSAT	June or Sept./Oct.	December
<input type="checkbox"/> Finalize list of law schools	November 10	January 5
<input type="checkbox"/> Tailor materials to schools' requirements	November 19	January 9
<input type="checkbox"/> Apply to law schools	November 20-30	January 10-20
<input type="checkbox"/> Thank your recommenders	December 10	January 31
<input type="checkbox"/> Receive admissions decisions	December - August	February - August
<input type="checkbox"/> File taxes	February 10	February 10
<input type="checkbox"/> Complete the FAFSA *	February 15	February 15
<input type="checkbox"/> Complete financial aid applications	February 28	February 28
<input type="checkbox"/> Respond to wait lists	As needed	As needed
<input type="checkbox"/> Visit law schools	February - April	February - April
<input type="checkbox"/> Send first deposit	March - May	March - May
<input type="checkbox"/> Celebrate!	Summer	Summer
<input type="checkbox"/> Send second deposit	May - July	May - July
<input type="checkbox"/> Enter law school	August or September	August or September



Law School
Applicant Guide

Office of the Dean of the College &
Center for Careers and Life After Brown
LAW CAREERS ADVISING



Timeline for Applying to Law School

January before application year

- Create your LSAC Online Services account at <https://los.lisac.org/Release/Logon/Access.aspx>
- Read the Law School Admission Council's LSAT & LSDAS Information Book (available online at <http://www.lisac.org/>).
- If you plan to take the June LSAT (recommended), begin preparing for the LSAT:
 - Take the sample test on a timed basis.
 - Order additional practice materials from
- Approximately three weeks after you take the LSAT, the LSDAS will e-mail your LSAT report to you, indicating your current test results and the results of any previous tests for which you registered in the last five years.
- Visit <http://officialguide.lisac.org/> to view the Official Guide to ABA-Approved Law Schools. Identify schools that meet your specialty criteria, read their literature/review their websites, and begin reviewing their applications.

August before application year

Syracuse University

College of Arts & Sciences

Advising and Career Services

Law School Application Timeline

The following timeline is designed to walk you through the application process. To maximize your chances of acceptance to your desired schools, we suggest that you send in completed applications between Halloween and Thanksgiving (if you plan to enroll the following fall semester). Consider the first week in January as the latest time to submit completed applications to your selected schools. The deadlines posted by the law schools, which fall anywhere from January 1st to May 1st (and even beyond), represent the period when admissions officers must read through thousands of applications. Since it is a rolling admission process, you